

## Investigation report

**Junkers & Müllers GmbH**

Bolksbuscher Straße 27

41239 Mönchengladbach

DELCOTEX  
Delius Techtex GmbH & Co. KG  
Vilsendorfer Str. 50  
33739 Bielefeld  
Germany

homepage: [www.textillabor.eu](http://www.textillabor.eu)

contact: Detlef von Seyfried  
division: Laboratory  
phone: +49 (0) 52 06 / 91 07 - 57  
fax: +49 (0) 52 06 / 91 07 - 34

date : 15/02/2019

**Investigation report No. 19/250**

Order description: Proof of flammability to classify building materials to class B1  
„schwerentflammbar“ according to DIN 4102, part 1

Test samples: Artikel: TT Mediatex JM-Air Effect

Orderer: see address

Date of order: 16.01.2019

Receipt of order: 17.01.2019

Date of testing: week 06 in 2019

Number of pages: 6

**Remark:**

The results are valid only for the tested object. Accredited test methods are underlined. The valuations and Interpretations in the investigation report are not subject to accreditation. Tests conducted through co-operation partners are marked with °. The content of this investigation report will not be passed to third persons without written approval of the orderer. The partial publication of the test report, as well as the usage for commercial process, is only allowed with a permission of the DELCOTEX Delius Techtex GmbH & Co. KG. Remnants of test material will be destroyed after 3 months. Previously stated specifications / data sheets / certificates are only characters and no warranties. Also no warranty in case of durability will be overtaken. Finally our general delivery and payment conditions are valid (please see [www.textillabor.eu](http://www.textillabor.eu)).

## Investigation report No. – 19/250

page 2 of 6

### Test results

#### Description of test material in condition as delivered

Name of the material	Description of samples	Colour	thickness [mm]	weight [g/m <sup>2</sup> ]
TT Mediatex JM-Air Effect	100% Polyester; 230g/m <sup>2</sup> ; one side Polymer-coating; right side coating (A) perl, other side (B) weiss	perl/white	≈ 0,38	≈ 227,52

The testing laboratory is not provided with further details concerning composition of the tested building materials.

#### Preparation of samples:

Out of the material there have been cut samples with the dimensions of 1000mm x 190mm to flame impingement for the ignitability apparatus.

The samples were kept in climate chamber 20 +/- 2 °C and 65 +/- 4 humidity until they reached constant weight.

**Special remarks:** none

# Untersuchungsbericht Nr. 19/250

page 3 of 6

## Test results

### 1. Method: : "Brandschacht" test accordance to DIN 4102 (1998-05)

### "Brandschacht" tests (Part 1)

**Sample arrangement: freely suspended**

Sample A	flaming side A in length direction	colour: white	4 samples length side A
Sample B	flaming side B in length direction	colour: white	4 samples length side B
Sample C	flaming side A in cross direction	colour: white	4 samples cross side A

		Result with the tested specimen				
		Dim.	A	B	C	D
1	<b>Number of specimen arrangement acc. to. DIN 4102/T15 (1990-05), schedule 1</b>		1	1	1	1
2	<b>Maximum flame height above bottom edge of the specimen</b>	cm	60	80	80	60
3	Time <sup>1)</sup>	min:s	0:14	0:30	0:23	0:20
4	<b>Burn through / melting</b>					
	Time <sup>1)</sup>	min:s	0:04	0:05	0:04	0:04
5	<b>Observations on the back side of the specimen</b> Flames/Glowing Time <sup>1)</sup>	min:s	-	-	-	-
6	Change of color Time <sup>1)</sup>	min:s	-	-	-	-
7	<b>Falling of burning droplets</b> Start <sup>1)</sup>	min:s	no	no	no	no
8	<b>Extent</b> Sporadic falling of burning droplets <sup>2)</sup>		-	-	-	-
9	Continuous falling of burning droplets <sup>2)</sup>		-	-	-	-
10	<b>Falling of burning parts</b> Start <sup>1)</sup>		no	no	no	no
11	Sporadic falling of burning parts <sup>2)</sup>		-	-	-	-
12	Continuous falling of burning parts <sup>2)</sup>		-	-	-	-
13	Afterflame time at the bottom of the sieve (max.)	min:s	no	no	no	no
	<b>Impairment of the burner by dropping or falling material:</b>		no	no	no	no
14	Time <sup>1)</sup>	min:s	-	-	-	-
15	<b>Premature end of test:</b> Final occurrence of burning at the specimen <sup>1)</sup>	min:s	2:00	1:20	1:45	1:30
16	Time of eventually end of test <sup>1)</sup>	min:s	-	-	-	-

<sup>1)</sup> indication of times: from the begin of testing procedure

<sup>2)</sup> checked off if applicable

<sup>3)</sup> indication of carrier/foam layer separated in case of fire-proofing agents

<sup>4)</sup> very strong development of smoke



# Investigation report No. – 19/250

page 4 of 6

## "Brandschacht" tests (Part 2)

			Result with the tested specimen									
		Dim.	A		B		C		D			
	<b>Afterflame after end of test</b>		no		no		no		no			
17	Time	min:s	-		-		-		-			
18	Number of specimen		-		-		-		-			
19	Front side of specimen <sup>2)</sup>		-		-		-		-			
20	Back side of specimen <sup>2)</sup>		-		-		-		-			
21	Flame length	cm	-		-		-		-			
22	<b>Afterglow after end of test</b>											
23	Time	min:s	-		-		-		-			
	Number of specimen		-		-		-		-			
24	<b>Place of appearance</b>		-		-		-		-			
25	Lower half of the specimen <sup>2)</sup>		-		-		-		-			
26	Upper half of the specimen <sup>2)</sup>		-		-		-		-			
27	Front side of specimen <sup>2)</sup>		-		-		-		-			
	Back side of specimen <sup>2)</sup>		-		-		-		-			
28	<b>Density of smoke</b> ≤ 400% * min		170,64		141,86		178,15		136,51			
29	> 400% *min <sup>4)</sup>		-		-		-		-			
30	Diagram: engl. No.		1		2		3		4			
31	<b>Residual lengths:</b> Individual value <sup>3)</sup>	cm	50 42	50 74	47 27	44 70	42 38	54 67	55 49	48 52		
32	Average value, individual test <sup>3)</sup>	cm	57		47		50		51			
33	Photo of specimen in enclosure no.		1		2		3		4			
	<b>Flue gas temperature</b>											
34	Maximum of average value	°C	120,4		124,4		121,1		123,1			
35	Time <sup>1)</sup>	min:s	9:59		9:59		9:24		9:01			
36	Diagram: encl. No.		1		2		3		4			
37	<b>Remarks: -none-</b>											

<sup>1)</sup> indication of times: from the begin of testing procedure

<sup>2)</sup> checked of if applicable

<sup>3)</sup> indication of carrier/foam layer separated in case of fire-proofing agents

<sup>4)</sup> very strong development of smoke

**Special remarks: -**

# Investigation report No. – 19/250

page 5 of 6

**2. Method:** Fire behaviour of building materials and building components accordance  
**DIN 4102-1 B2 (1998-05) - Test for normal flammability**

**3. Description of test material in condition as delivered:** look at page 2

**4. Preparation of samples:**

Out of the material there have been cut samples for the ignitability apparatus. The samples were kept 14 days in climate chamber 20 +/- 2 °C and 65 +/- 4 humidity.

**5. Arrangement of samples:** freely suspended, flaming in length and cross direction / flaming side A and side B

**6. Date of Test:** week 06 in 2019

## Test results of normal flammability

TT Mediatex JM-Air Effect length direction	Dim.	edge-test						surface-test					
samples no.		1	2	3	4	5	6	1	2	3	4	5	6
flaming direction	A/B	A	A	A	B	B		A	B				
ignition <sup>1)</sup>	s	1	1	1	1	1		3	3				
reaching the mark of measurement <sup>1)2)</sup>	s	/	/	/	/	/		/	/				
max. flame height	cm	8	8	10	/	9		14	10				
time	s	6	6	6	/	5		8	10				
self cessation of the flames end of afterflame <sup>1)</sup>	s	7	7	8	4	7		13	17				
end of glowing <sup>1)</sup>	s	/	/	/	/	/		/	/				
flames were extinguished after <sup>1)</sup>	s	/	/	/	/	/		/	/				
smoke development (visual)		strong						strong					
dropping of burning material during 20s <sup>1)</sup>	s	/	/	/	/	/		/	/				
Appearance after test: burned out till max. height 9,5cm width 2,5cm													

TT Mediatex JM-Air Effect cross direction	Dim.	edge-test						surface-test					
samples no.		1	2	3	4	5	6	1	2	3	4	5	6
flaming direction	A/B	A	A	A	B	B		A	B				
ignition <sup>1)</sup>	s	1	1	1	1	1		3	3				
reaching the mark of measurement <sup>1)2)</sup>	s	/	/	/	/	/		/	/				
max. flame height	cm	/	/	/	10	/		/	6				
time	s	/	/	/	8	/		/	8				
self-cessation of the flames end of afterflame <sup>1)</sup>	s	4	5	3	10	4		5	15				
end of glowing <sup>1)</sup>	s	/	/	/	/	/		/	/				
flames were extinguished after <sup>1)</sup>	s	/	/	/	/	/		/	/				
smoke development (visual)		strong/moderate						strong/moderate					
dropping of burning material during 20s <sup>1)</sup>	s	/	/	/	/	/		/	/				
Appearance after test: burned out till max. height 7,0cm width 3,0cm													

1) time mentioned from the beginning of the test

2) during 20 Sec

-/- no appearance

- no information

**7. Remarks and explanations to the testing procedure:** -none-

**8. Opinion concerning the dropping of burning material:**

The material shows no dripping burning material.



## Investigation report No. – 19/250

Seite 6 von 6

### Test results

#### Beurteilung:

According to the test results of page 3-5, the material fulfils the requirements of building materials class B1 and B2 according to DIN 4102-1.

The present test samples (see page 2) can be classified according to the **DIN 4102 part1 (1998-05)** into the following class:

**Baustoffklasse B1**  
**(schwerentflammbare Baustoffe - hardly flammable)**

**Results: The examined product meets the requirements of class B1 for „schwerentflammbare“ (hardly flammable) building materials according to DIN 4102, part 1 (1998-05), suspended freely or with distance of >40 mm to same or other plain materials.**

#### Besondere Hinweise:


##### Special remarks:

- This report is only valid for the material as described under paragraph 1 (see page 2). In combination with other materials or with additional coatings or grounds etc. the burning behaviour may differ.
- This test report is not valid for the exposure to outdoor climate conditions.
- This test report is not valid, as soon as the fabric is used as a building product in the sense of the "Landesbauordnungen" (state building requirements, MBO §17, par. 3).
- This test report is no substitute for a General Building Inspectorate Certificate.
- This test report is granted without prejudice to the rights of third parties, in particular private proprietary rights.
- For legal interests only the German original version is relevant.
- In General Building Inspectorates procedures this test report can be based for
  - o regular building materials for the required proof of accordance
  - o for not regular building materials for the required proof of applicability
- To note is the notes in appendix D (DIN 4102-1)
- If the above-mentioned building materials is not used as product according to MBO § 2, Abs. 9, Ziffer 1, there is no need for a general building supervisory test report.
- This test report does not replace an eventually necessary proof of applicability concerning building supervisory or building laws in the meaning of state building prescription. This has to be verified by:
  - o "allgemeine bauaufsichtliche Zulassung" (general building inspectorate approval) or by
  - o „allgemeine bauaufsichtliches Prüfzeugnis“ (general building inspectorate certificate) or by
  - o „Zustimmung im Einzelfall“ (exceptional approval)
- This test report can underlie building supervisory procedures:
  - o For regular building products for the pre-scribed proofs of conformity
  - o For non-regular building products for the needed proofs of applicability

#### Validity:

This test report is valid until 31.01.2024, assuming that the test methods, the classification rules and the technology do not change during this period.

This test report is no substitute for a General Building Inspectorate Certificate.

  
i.A. Detlef von Seyfried  
Labor/Manager

DELCOTEX Delius Techtex GmbH & Co. KG

Only the information contained in the signed test report is binding.

## Investigation report No. – 19/250

### Attachment 1

Sample: A

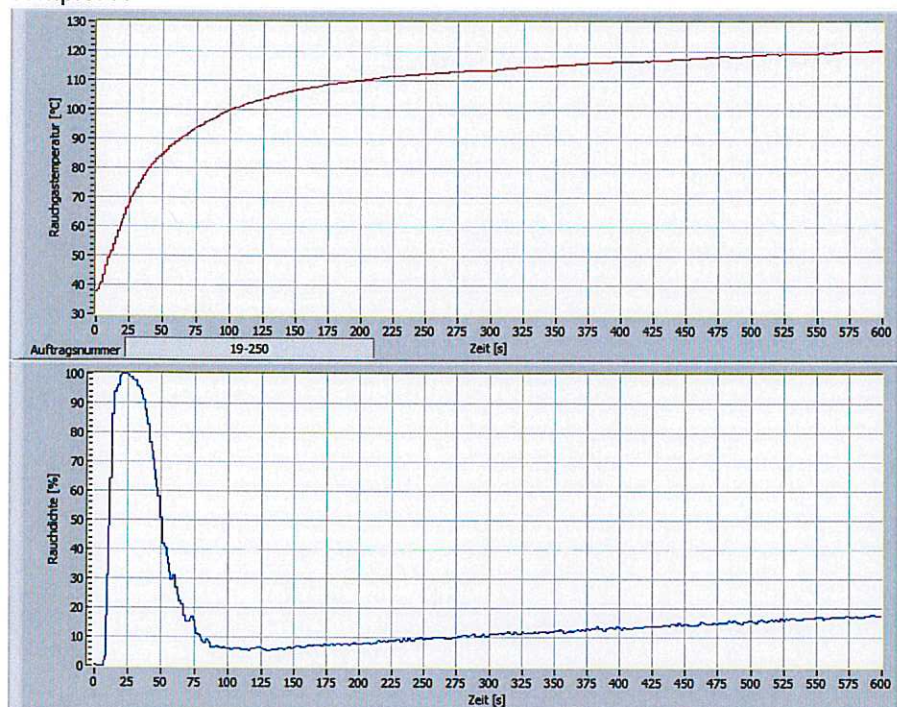


fig 1: Graphs of the flue gas temperature and the smoke density



fig 2: Photo of test specimen after the test



## Investigation report No. – 19/250

### Attachment 2

Sample: B

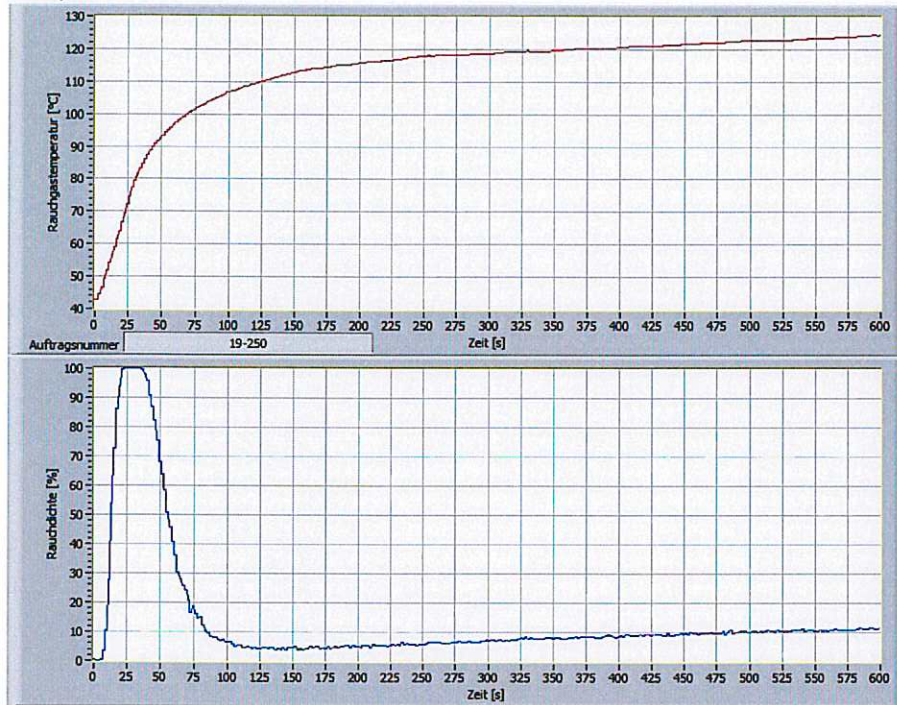


fig 1: Graphs of the flue gas temperature and the smoke density



fig 2: Photo of test specimen after the test



## Investigation report No. – 19/250

### Attachment 3

Sample: C

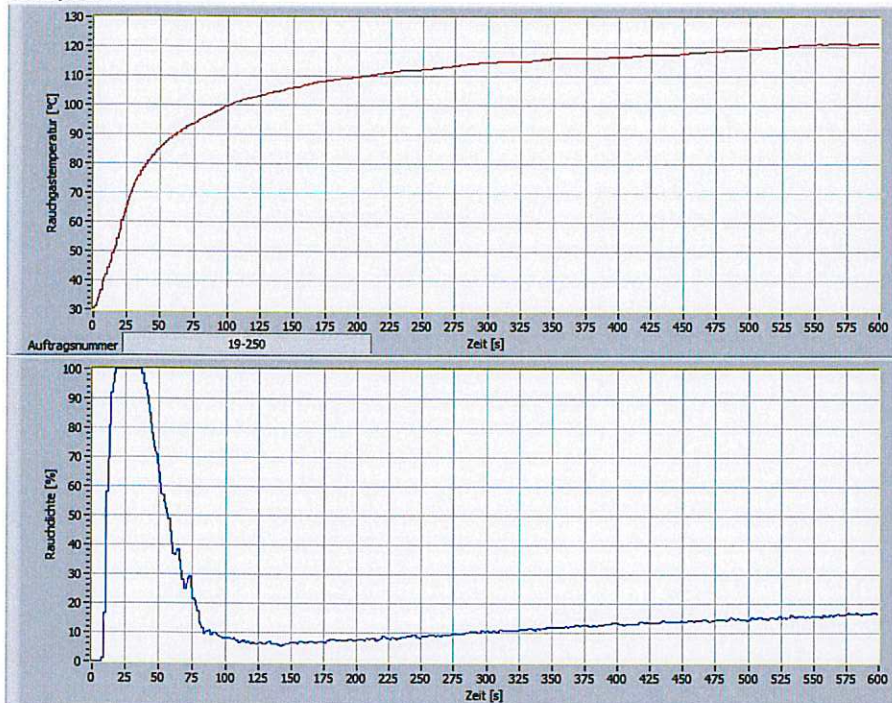


fig 1: Graphs of the flue gas temperature and the smoke density



fig 2: Photo of test specimen after the test



## Investigation report No. – 19/250

### Attachment 4

Probekörper: D

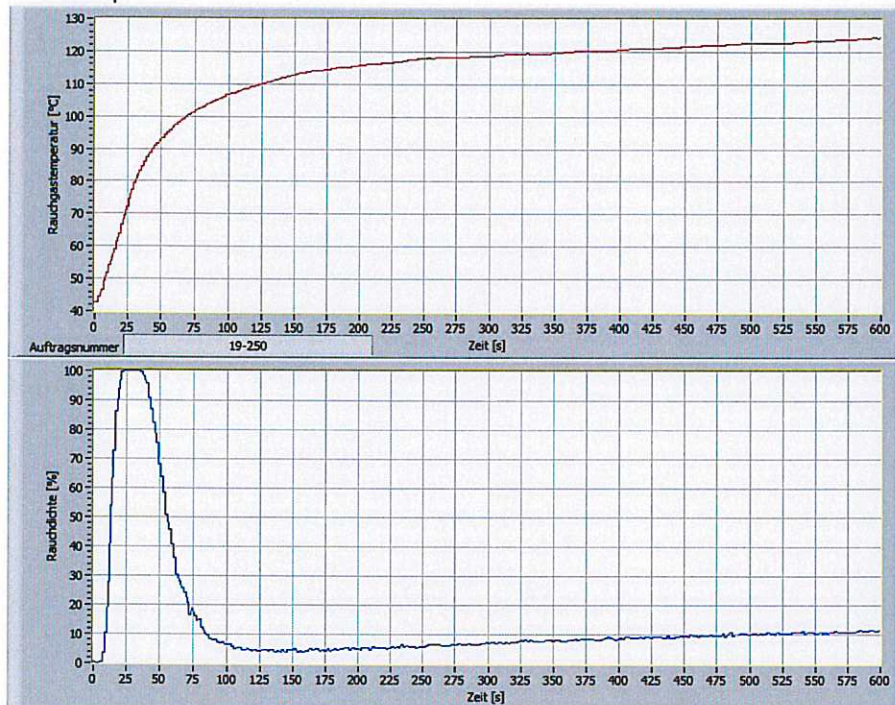


fig 1: Graphs of the flue gas temperature and the smoke density



fig 2: Photo of test specimen after the test